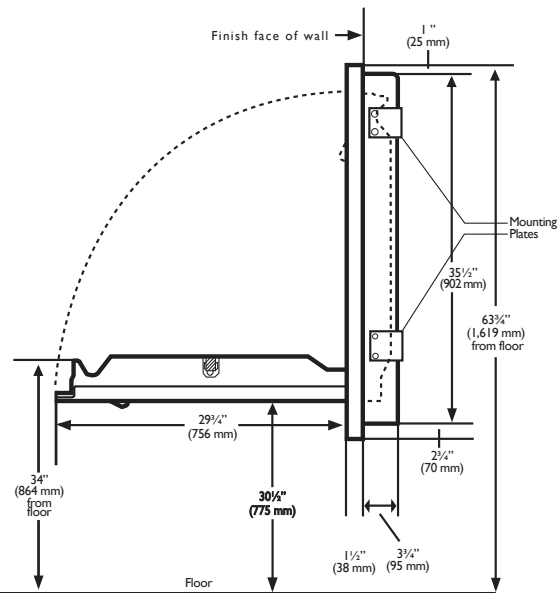
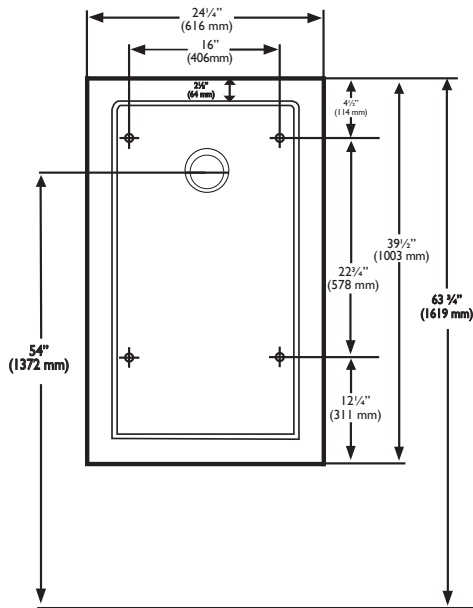


KOALA KARE PRODUCTS

KB111-SSRE VERTICAL RECESSED MOUNTED STAINLESS STEEL FINISH BABY CHANGING STATION



Rough Opening
 22 1/8" (562 mm) Wide
 35 5/8" (905 mm) High
 4" (102 mm) Depth



MATERIALS:

FDA approved blow molded high-density polyethylene with Microban® antimicrobial clad in a type 304 brushed stainless steel finish. Reinforced full-length steel-on-steel hinge mechanism, with 11-gauge steel mounting plates and mounting hardware included. Molded in graphics & Safety Messages in six languages. Contoured changing surface area is 420 sq. in (2710 sq. cm) and comes complete with nylon safety straps and bag hooks.

OPERATION:

Concealed pneumatic cylinder and hinge structure provides controlled, slow opening and closing of bed. High-density polyethylene is easy to clean and resists odors and bacterial growth. Complies with ASTM static load performance requirements when properly installed. Built-in liner dispenser holds approximately 25 KB150-99 sanitary liners.

Warning: To ensure that the unit supports the intended loads, baby changing stations must be properly installed according to the manufacturer's instructions.

SPECIFICATION:

Baby changing station body shall be durable, high-density polyethylene with Microban® antimicrobial clad in a 304 brushed stainless steel finish. Design of unit shall be semi-recess-mounted. Unit shall be equipped with a pneumatic cylinder for controlled opening and closing of bed. Bed shall be secured to back plate with a concealed, full-length steel-on-steel hinge. Unit shall have Microban® antimicrobial embedded into plastic material. No hinge structure shall be exposed on interior or exterior surfaces. Unit shall have 11-gauge steel mounting plates with mounting hardware included. Unit shall conform to ASTM F 2285-04 Standard Safety Performance Specification for Diaper Changing Tables for Commercial Use, ANSI Z535.4 Product Safety Signs and Labels, and ASTM G21 Antifungal standards or local code if more stringent installation requirements are applicable for barrier-free accessibility. Bed shall have smooth concave changing area with a nylon safety strap and two hooks for bags or purses. Unit shall have a built-in Liner Dispenser for use with 3-ply chemical free biodegradable sanitary liners, universal instruction graphics and safety messages in 6 languages. Unit shall be backed by manufacturer's 5-year limited warranty on materials and workmanship and include a provision for replacement caused by vandalism. Unit shall be manufactured in the U.S.A.

INSTALLATION:

To ensure proper installation and compliance to building codes, it is recommended that a qualified person or carpenter perform the installation of the unit. The unit must be properly installed onto a permanent wall that is capable of supporting significant weight and can accommodate the supplied installation hardware.

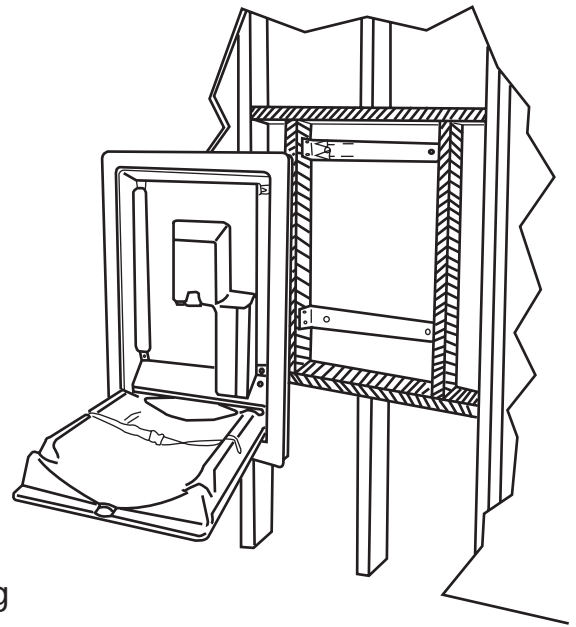
Drilling holes and mounting the station:

1. Remove the station from the shipping container and check for any freight damage. Identify the best location for installing the baby changing station. Hold the unit in place, open the bed, and make sure that there is adequate operating clearance.

2. Select the wall area where the Baby Changing Station will be installed. Measure from the floor, at the center of the stud, and mark the wall at $62\frac{5}{8}$ " (1591 mm). Hold the unit in place to verify alignment. Cut a hole $22\frac{1}{8}$ " (562 mm) wide, $35\frac{5}{8}$ " (905 mm) high, and 4" (102 mm) deep in the wall and construct mounting frame as shown in Fig1.0. If the wall surface is masonry or tile over wood studs, use caution when cutting the hole for the unit.

3. The unit comes with two mounting brackets that need to be secured to the mounting frame as shown in Fig 1.0.

4. Use the capped nuts and washers to secure the Baby Changing Station to the mounting bracket. It may be necessary to adjust the door to square by using a shim on the top right or left side of the unit before tightening securely to the wall.



The illustrations and descriptions herein are applicable to production as of the date of this Technical Data Sheet. The manufacturer reserves the right to, and does from time to time, make changes and improvements in designs and dimensions without notice.

