



## Technical Data

# OPTIONAL TowelMate® ACCESSORY


# 369-130

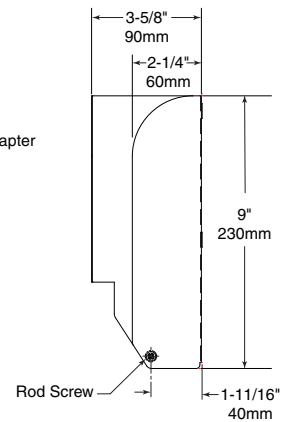
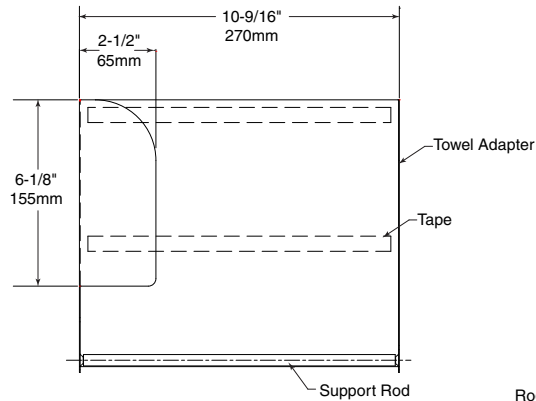
### For Retrofit into:

ConturaSeries® □ B-4262 □ B-4369 □ B-43699 □ B-43944 □ B-43949 manufactured prior to June 2010

ClassicSeries® □ B-359 □ B-369 □ B-3699

TrimLineSeries™ □ B-35903 □ B-36903

 TowelMate reduces paper towel waste by 20% – 40% and complies with the US EPA Reduce & Reuse Resource Conservation Initiative.



### MATERIALS:

**TowelMate Module** – 18-8, Type 304, 24-gauge (0.6mm) stainless steel with 2B finish.

**TowelMate Support Rod** – Black, 3/8" (10mm) diameter Nylon 6/6 Rod fastened to Module with two stainless steel sheet metal screws.

### OPERATION:

Optional TowelMate Accessory fits into Bobrick Model Number(s) B-359, B-369, B-3699 ClassicSeries and B-35903 or B-36903 TrimLineSeries Paper Towel Dispensers. TowelMate Accessory Module has towel guide angle with 90 degree return to prevent paper towels from falling forward out when door is opened for servicing. TowelMate Accessory Support Rod allows dispenser to dispense paper towels one at a time without tabbing, tearing, bulging, sagging and bunching. To load paper towels in towel tray, place stacks of folded paper towels inside module with bottom paper towel leaf facing forward. Feed first sheet from bottom of the towel tray opening over the rod and through the opening to conceal rod and start dispense.

### INSTALLATION:

Open door of towel cabinet and remove all existing paper towels from dispenser. Remove protective film from double back tape on the back of TowelMate Accessory and place Module inside towel dispenser. Position TowelMate Support Rod evenly over the towel tray opening with bottom of module resting down on inside of towel tray and firmly press TowelMate Module into dispenser cabinet back. Load stacks of paper towel into cabinet, start dispense, close cabinet door. For B-4262, remove existing internal adapter prior to installing TowelMate accessory.

### SPECIFICATION:

TowelMate Accessory module shall be type-304 stainless steel with 2B finish. Black nylon support rod, 3/8" (10mm) diameter, fastened to module with stainless steel sheet metal screws. TowelMate Accessory fits into Bobrick Model Number(s) B-359, B-369, B-3699 ClassicSeries and B-35903 and B-36903 TrimLineSeries Paper Towel Dispensers. Also retrofitable into B-4262, B-4369, B-43699 ConturaSeries models manufactured prior to June 2010. Paper Towel Dispenser fitted with TowelMate Accessory shall dispense 400 to 475 multifold paper towels depending on model number. TowelMate Accessory Module has a 90 degree return towel guide angle to prevent paper towels from falling forward out when door is opened for servicing, and a TowelMate Nylon Support Rod fitted across the center of the towel tray opening to dispense paper towels one at a time without tabbing, tearing, bulging, sagging or bunching (falling through the opening). TowelMate reduces paper towel waste by 20% – 40% and complies with US EPA Reduce & Reuse Resource Conservation Initiative.

**Optional TowelMate® Accessory shall be Model 369-130 of Bobrick Washroom Equipment, Inc., Clifton Park, New York; Jackson, Tennessee; Los Angeles, California; Bobrick Washroom Equipment Company, Scarborough, Ontario; Bobrick Washroom Equipment Pty. Ltd., Australia; and Bobrick Washroom Equipment Limited, United Kingdom.**